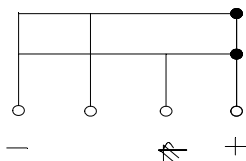


KBU10005 THRU KBU1010

RoHS
COMPLIANT



						KBU1002	KBU1004	KBU1006	KBU1008	KBU1010
Device marking code				KBU10005	KBU1001	KBU1002	KBU1004	KBU1006	KBU1008	KBU1010
Maximum Repetitive Peak Reverse Voltage		VRRM	V	50	100	200	400	600	800	1000
Maximum RMS Voltage		VRMS	V	35	70	140	280	420	560	700
Maximum DC blocking Voltage		VDC	V	50	100	200	400	600	800	1000
Average Rectified Output Current @60Hz sine wave, R-load	With heatsink Tc =115	IO	A	10.0						
	Without heatsink Ta =25			3.0						
Forward Surge Current (Non-repetitive) @8.3ms, Half-sine wave, 1 cycle, Tj=25		IFSM	A	170						
Forward Surge Current (Non-repetitive) @1ms, square wave, 1 cycle, Tj=25				340						
Current Squared Time @1ms t 8.3ms Tj=25 ,Rating of per diode		I ² t	A ² S	120						
Mounting torque @Recommend torque 5kg cm		Tor	kg cm	8						
Storage temperature		Tstg		-55 ~ +150						
Junction temperature		Tj		-55 ~ +150						



KBU10005 THRU KBU1010

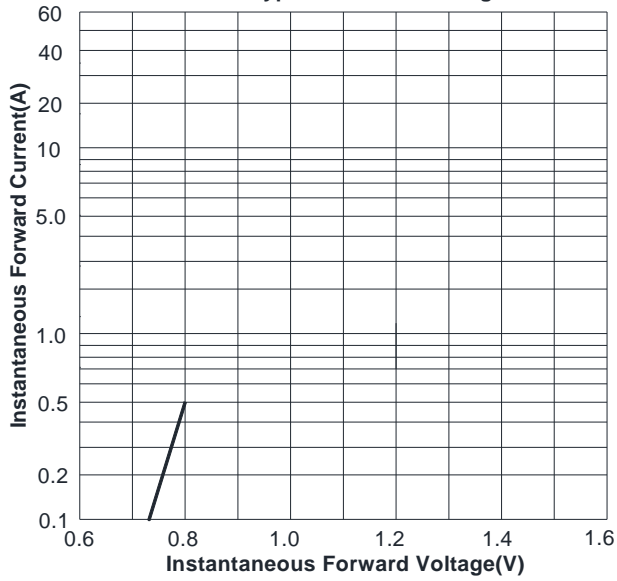
Electrical Characteristics Ta=25 Unless otherwise specified

PARAMETER	
-----------	--

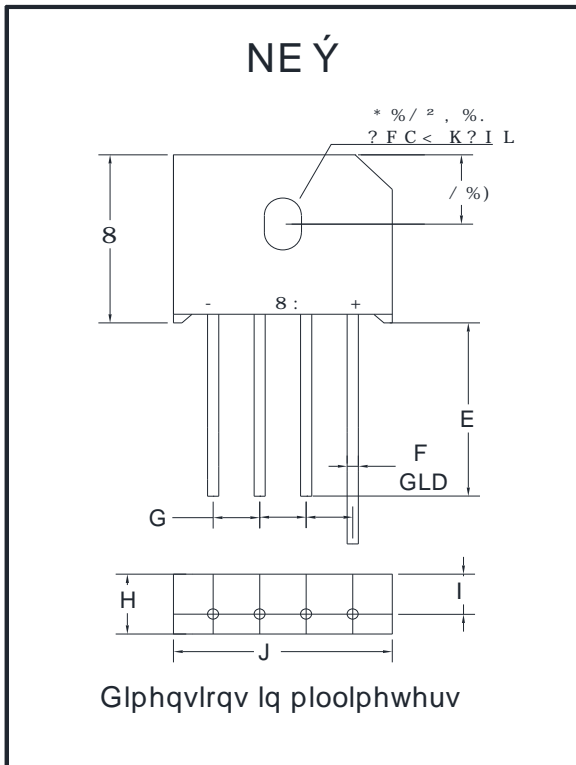


KBU10005 THRU KBU1010

FIG3: Typical Forward Voltage



Outline Dimensions



KBU		
Dim	Min	Max
A	18.8	19.8
B	20.0	/
C	1.2	1.3
D	4.6	5.6
E	6.8	7.1
F	4.6	5.0
G	22.7	23.7



Disclaimer

The information presented in this document is for reference only. Yangzhou Yangjie Electronic Technology Co., Ltd. reserves the right to make changes w